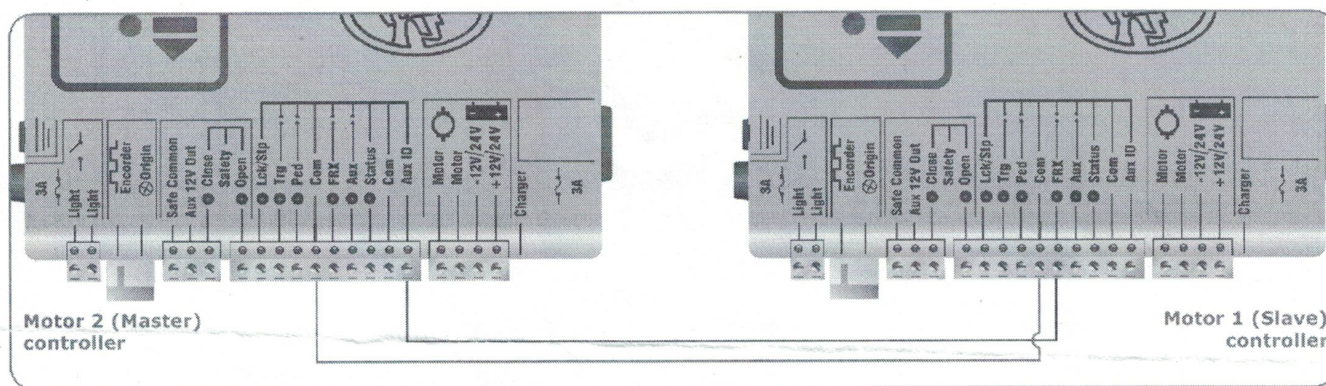




D5-Evo/D10 synchronisation diagram



Master controller settings



Safety

External gate indication status

- Indicator output..... AUX IO
- Closed indication..... Off
- Part close indication..... Off
- Closing indication..... Off
- Part open indication..... Off
- Opening indication..... On
- Open indication..... On
- Pedestrian indication..... Off
- Unknown indication..... Off

Set these settings

Slave controller settings



Autoclose

- Autoclose status..... On
- Autoclose timer..... 0 seconds

Set these settings



- Remote controls need to be programmed in Master controller receiver
- If the pedestrian function is required, either connect the receiver's Normally-Open output to the PED terminal on the Slave controller or learn the remote to activate the PED function on the Slave controller receiver

How to set the Pedestrian Open Function

007_A 0160

You can set them up this way as Centsys started to in 2021 BUT I have found its best to do it the old way and install a external receiver to activate the both gates for a 1 button open and then have the individual motors set for open 1 to be a partial open. This way you don't get false triggers from ants or bad wires that make it auto close one gate or simply go up the shit.