

MAGLOCK - MODEL MG-485AU

Merlin®

OVERVIEW

A Maglock uses an electromagnet to hold a gate in the closed position.

They are ideal for additional security, but also to limit gate movement in windy conditions.

The MG-485AU is a medium duty steel lock for use on vehicular and pedestrian gates.


TECHNICAL SPECIFICATIONS

Power Required	12VDC or 24VDC
Current	500mA @ 12VDC or 250mA @24VDC
Holding Force	485kg
Dimensions	Maglock installed on L bracket: 200mm (L) x 29mm (W) x 43mm (H) Strike Plate: 185mm (L) x 38mm (W) x 12mm (H)
Weight	Maglock: 1395g Strike Plate: 635g

HARDWARE LIST

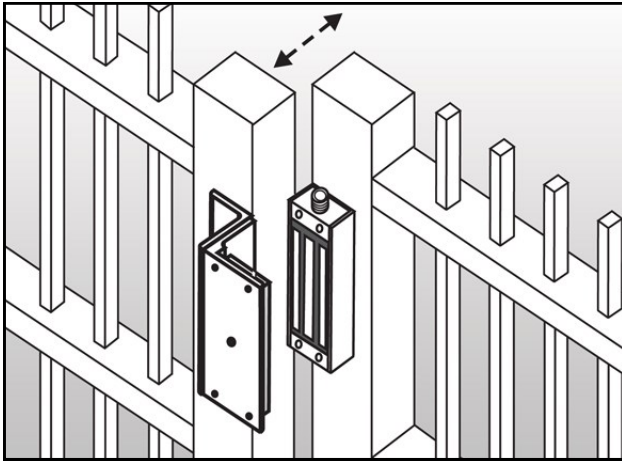
Contents:

- 1.1 x L-Bracket
- 2.1 x Maglock
- 3.1 x Strike Plate
- 4.3 x Allen Keys (4mm, 5mm)
- 5.1 x Mushroom Head tube nut
- 6.2 x Rubber headed M8 Allen Key bolt (35mm, 20mm)
- 7.1 x compression tube
- 8.2 x Locating pins
- 9.2 x rubber washer
- 10.4 x flat washer
- 11.2 x star washers
- 12.5 x 5/32"x3/4" countersunk screws
- 13.5 x 3/16" x 1-1/4" countersunk screws
- 14.2 x 5/32" button head screws
- 15.2 x plastic plugs
- 16.2 x Z brackets
- 17.1 x M8 dome nut
- 18.2 x M8 screws

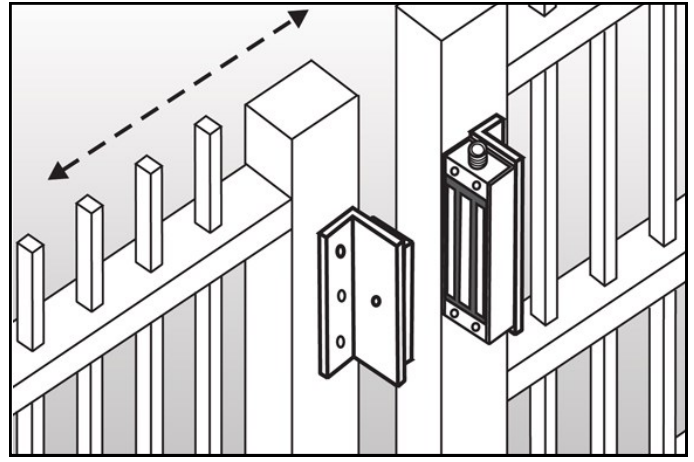


INSTALLATION

1. Using the 4mm Allen Key, remove the maglock from the L-Bracket.
2. Using the Z-Brackets and L-Brackets, establish a suitable mounting option so that the maglock and strike plate are closing face to face. See below.

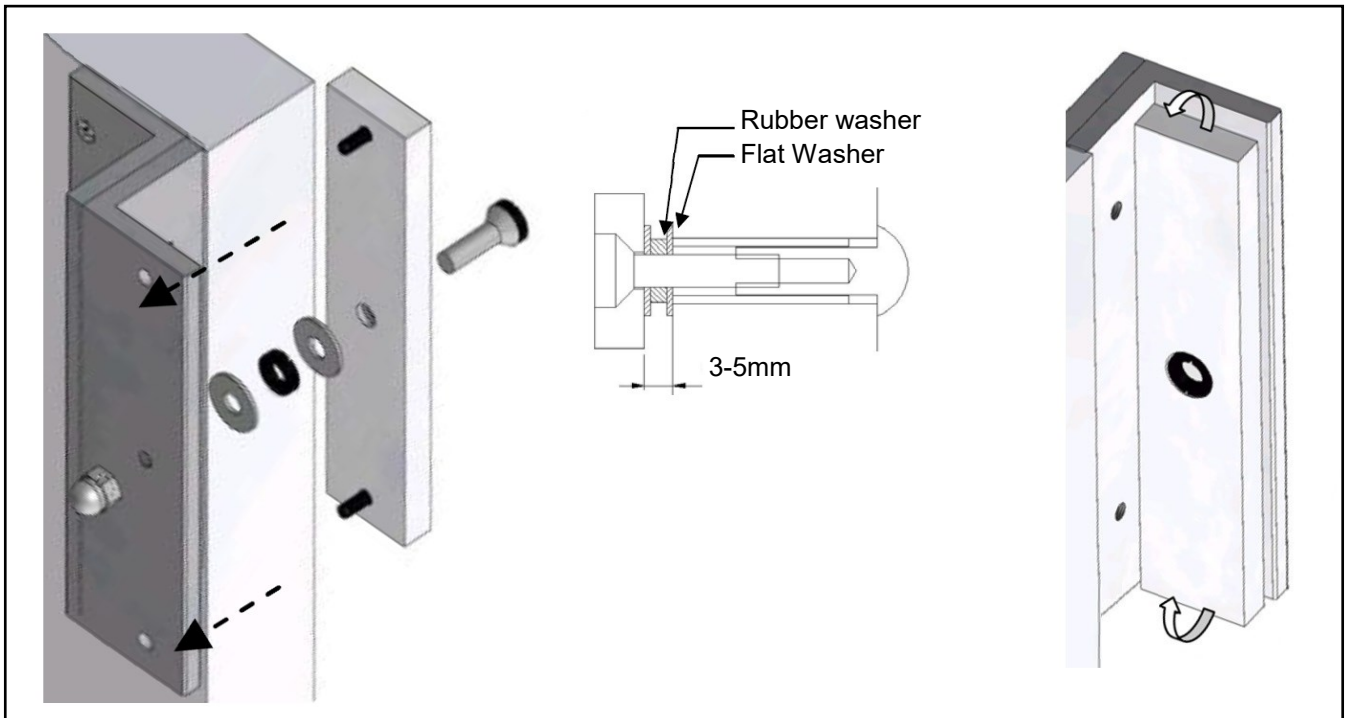


Swing Gate



Sliding Gate

3. Use the rubber M8 bolt to secure the strike plate, using the two flat washers either side of the rubber washer.
Use the two locating pins to align the strike plate and bracket.
Do not overtighten. Allow 3-5mm between the flat washers to allow movement of the Strike Plate.



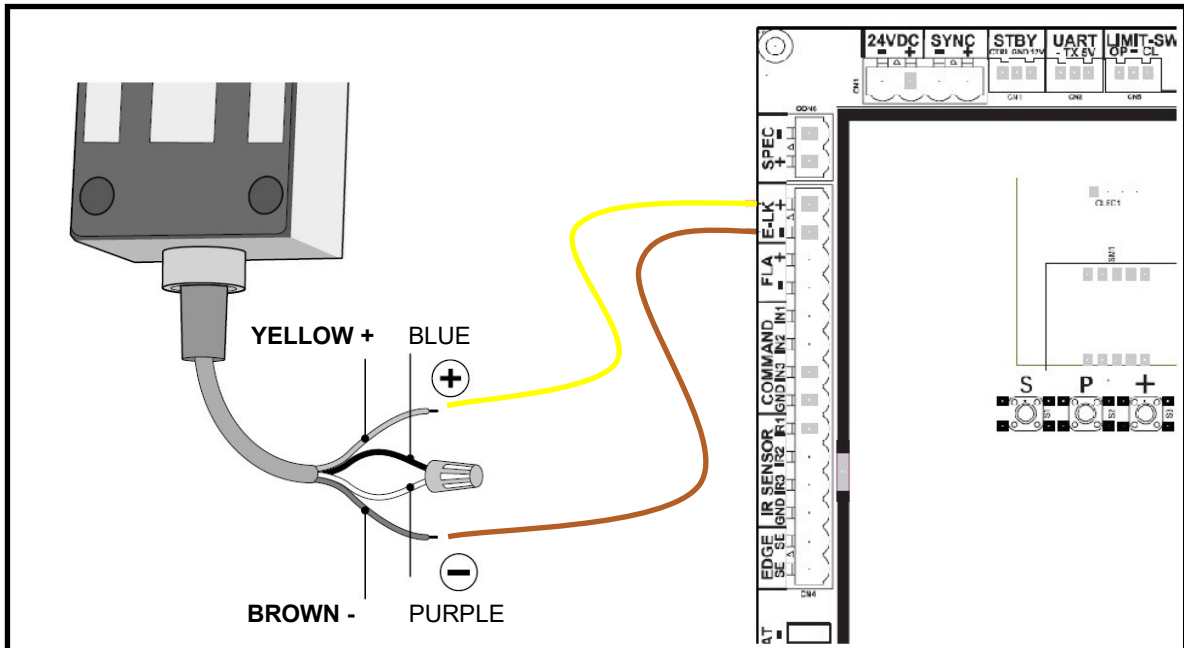
CONNECTION

The MG-485AU requires a constant switch power supply that releases prior to the gate moving.

Connection details for the Gate PCB are shown below as an example.

Connection details for 24VDC:

- 1) Maglock YELLOW to Positive (+) on the PCB
- 2) Maglock BROWN to Negative (-) on the PCB
- 3) Maglock PURPLE to Maglock BLUE and place in a connector (not supplied)
- 4) Refer to the Installation Manual Basic Settings for details on programming the PCB to activate the Maglock.

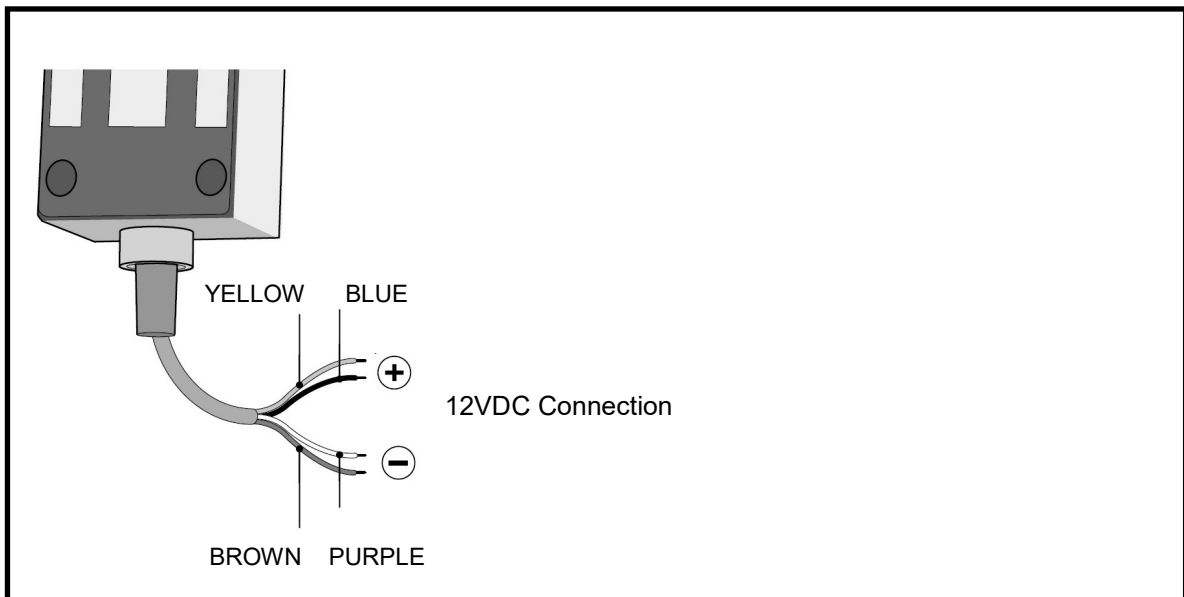


Connection details for 12VDC:

* Please note: Merlin/Grifco requires 24VDC.

This information is only provided IF the lock is to be used on a 12V system.

- 1) Join Maglock YELLOW to BLUE and connect to 12VDC Positive (+)
- 2) Join Maglock BROWN to PURPLE and connect to 12VDC Negative (+)



WARRANTY

ONE YEAR WARRANTY

Chamberlain Australia Pty Limited / Chamberlain New Zealand (Chamberlain), the manufacturer of Merlin® garage door openers, warrants to the original consumer purchaser of this product that it is free from defect in materials and/or workmanship for a period of one year from the date of purchase.

Chamberlain is committed to manufacturing and supplying high quality goods. As part of this commitment, we seek to provide reliable service and support for our goods and are pleased to provide you, the original purchaser, with this Chamberlain Limited Warranty. The benefits given to you under this Chamberlain Limited Warranty are in addition to any rights and remedies that you may have under Australian or New Zealand consumer protection laws. Our goods come with guarantees that cannot be excluded under the Australian Consumer Law, or New Zealand Consumer Guarantees Act 1993. You are entitled to a replacement or refund for a major failure and for compensation for any other foreseeable loss or damage. You are also entitled to compensation for any other reasonably foreseeable loss or damage. You are also entitled to have the goods repaired or replaced if the goods fail to be of acceptable quality and the failure does not amount to a major failure.



™ Trademark of The Chamberlain Group, Inc.

® Registered Trademark of The Chamberlain Group, Inc.

© The Chamberlain Group, Inc.

Australia

Phone toll free 1800 474 326

Fax toll free 1800 888 121

Unit 1, 75 Epping Road North Ryde, NSW 2113

Website www.gomerlin.com.au

Email customerservice@chamberlainanz.com

New Zealand

Auckland Phone 09 477 2823

Phone toll free 0800 653 667

Fax toll free 0800 653 663

Website www.gomerlin.co.nz